

ORIGINS OF DEMOCRACY RESEARCH


Mr. Summer 8th Grade History
Presented by Ms. Gann



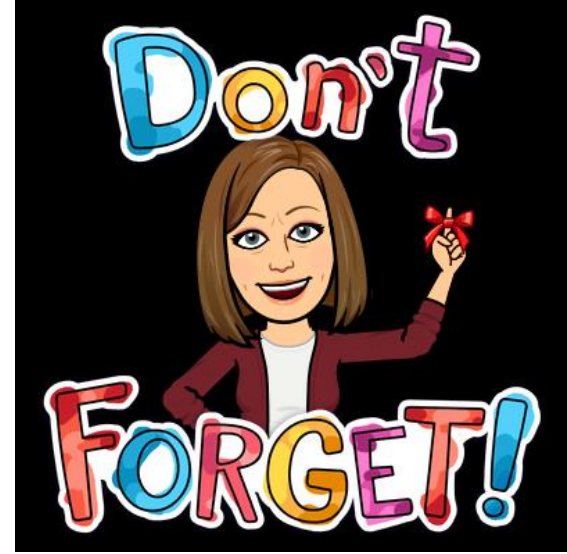
WHAT IS APA STYLE

- The American Psychological Association (APA) citation style
- APA regulates:
 - Stylistics
 - Citations
 - References

*This is how your
paper looks
teacher
requirements
citation and
references*



YOUR HISTORY ESSAY SHOULD



- Be typed
- 12pt font (no unusual font style) use standard font (Times New Roman)
- 5 paragraph: Introduction, body (3 paragraphs minimum, and concluding paragraph that covers the topic well
- Double spaced 3-4 pages (single spaced 1 1/2 – 2) Main body of your paper
- Understandable and organized (spelling, grammar and punctuation)
- Uses students own words except when quotes are used (quotes must be cited)
- Gives credit to all sources cite them within the text
- Paragraphs are logical and have unity (are only on one subject)



REFERENCE PAGE

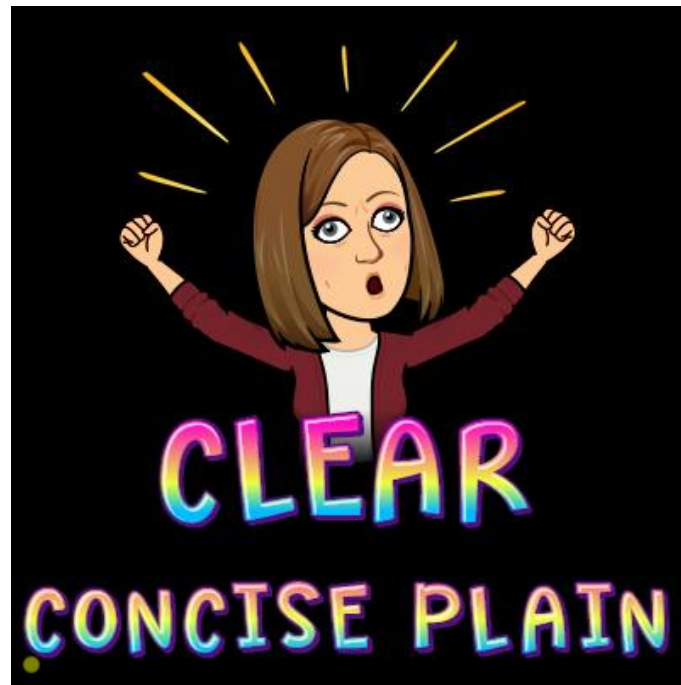
- Include at least 3 resources
- Only one website (.org .edu .gov) source may be used
- Only one encyclopedia can be used, (can be online)
- Do **not** use **Wikipedia** as an encyclopedia or a source for your paper
- Sources could be three books if you choose
- Use APA bibliographic formatting to site sources
- Your history book is **not** a source

***REMEMBER
TO INCLUDE***



LANGUAGE IN AN APA PAPER

- Clear: Be specific in descriptions and explanations
- Concise: put information in your own words and condense it
- Plain: use simple, descriptive adjectives do not use flowery or creative language



YOUR ESSAY SHOULD INCLUDE THREE MAJOR SECTIONS

Title page

Main Body

References

THREE MAJOR
SECTIONS

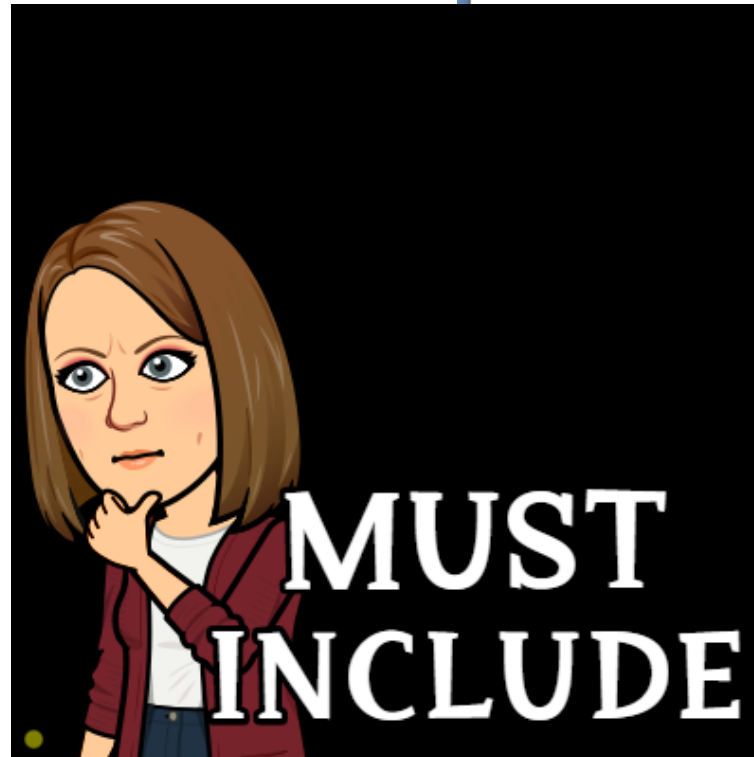


TITLE PAGE

Skit Topic or Title
Name
Date
Teacher
Class and Hour

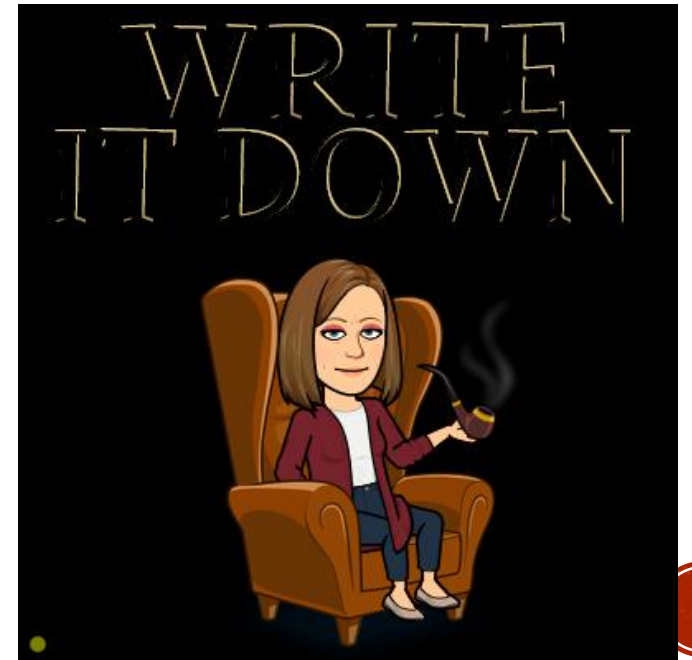
Running head: THE PURDUE OWL'S AWESOME EXAMPLE OF AN APA PAPER. 1

The Purdue OWL's Awesome Example
Of an APA Paper
Jack Dawkins
Purdue University



MAIN BODY (TEXT)


- Type and center the title page information on the title page of the paper
- Type the text double-spaced with all sections following each other without a break
- Identify the sources used in the paper on the reference page



MAKING THE REFERENCE LIST

APA is a complex system of citation. When compiling the reference list, the strategy below might be useful:

1. Identify the type of source:
Is it a book? A encyclopedia article? A webpage?
2. Find a sample citation for this type of source
Check a textbook or the OWL APA Guide:
<http://owl.english.purdue.edu/owl/resource/560/01/>
3. “Mirror” the sample or look at your sample APA guide
4. Make sure that the entries are listed in alphabetical order and that the subsequent lines are indented




USING ELECTRONIC (ONLINE) RESOURCES

- **When citing an electronic document**, whenever possible, cite it in the author-date style.
- Remember the url needs to be included on web resources



MAKE SURE TO PROOFREAD YOUR PAPER AND CHECK YOUR REFERENCE PAGE

- Spelling and grammar are important
- Make sure you include a reference page
 - alphabetical order
 - double spaced
 - hanging indent



QUESTIONS?

- Ask for help if you are not sure how to proceed.
- This will be posted on the library website if you need to take another look.
- Resources will also be posted there.
- Email or talk to Ms. Gann jgann@kpbsd.k12.ak.us

